

Save these instructions

The HEPA filter is designed to last the lifetime of the device.

The product has no user serviceable parts. Clean the outside of mypurmist with a clean dry or damp cloth.

You may periodically remove the mask from the device and clean it with warm soapy water (not dishwasher safe). Gently pull the mask off, clean and dry it. Put it back on by gently pressing the mask tube down on the barrel.

The **mypurmist** device will clean itself after use for 10 minutes and needs no other maintenance.

The product is for household use.

When not in use, run the device until reservoir is empty. Store the product in a dry cool place.

The charger provided with this product can be used worldwide (100-240V / 50/60 Hz).

In some countries, a specific separate outlet adapter may be needed.

It is OK to leave the charger plugged in beyond the time it takes to charge the device.

Troubleshooting

When troubleshooting your device, please make sure that you have fully charged the device and have added water.

- A red light in the water level window means the unit is out of water. Refill reservoir.

- A red light on ON/OFF button means the device is out of battery. Recharge battery.

- If you hear the fan and no lights are on, the drying cycle is on. Leave it until it stops by itself after 10 minutes, or start another session.

- If your device doesn't turn on, leave it upright for 10-15 minutes, and try again.

- **mypurmist free** is designed to work only with ultrapure sterile water to provide the ultrapure advantage. Using any other water, additives, liquid, or water with minerals will damage the device and will void the warranty.

A blinking red light in the water level window indicates incorrect water has been used. Please contact support@mypurmist.com.

If you have any problems with your mypurmist cordless ultrapure steam inhaler, please contact us. We are here to help. DO NOT RETURN IT TO THE STORE OR ONLINE MERCHANT. Do not attempt to fix the device yourself.

Email: support@mypurmist.com

Web: www.mypurmist.com/support

Address: Vapore, LLC, 1130 Burnett Ave. Ste. P, Concord, CA 94520, USA

Model: OSB1. Serial number on bottom

Warranty

Register and upgrade to two-year warranty!

Your mypurmist free comes with a standard one-year warranty. Register your device and automatically get upgraded to a two-year warranty. To register use the mypurmist app or visit www.mypurmist.com/register.

See mypurmist.com for warranty information.

Register and upgrade to two-year warranty!

Use the mypurmist app or visit www.mypurmist.com/register



Li-ion



Bluetooth™



Model: OSB1

USA and Canada



ETL: UL1431. UL2595. CSA 22.2#64



FDA: Code KFZ, Regulation # 868.5460

Apple® App Store® and Google Play® are registered trademarks owned by their respective owners.

IMPORTANT SAFEGUARDS

When using electrical products, especially when children are present, basic safety precautions should always be followed, including the following:

READ ALL INSTRUCTIONS BEFORE USING

DANGER – To reduce the risk of electrocution:

Do not use while bathing. Do not place or store product where it can fall or be pulled into a tub or sink. Do not place in or drop into water or other liquid. Do not reach for a product that has fallen into water. Unplug immediately.

WARNING – To reduce the risk of burns, electrocution, fire, or injury to persons:

1. Close supervision is necessary when this product is used by, on, or near children or invalids.
2. Use this product only for its intended use as described in this manual. Do not use attachments not recommended by the manufacturer.
3. Never operate this product if it has a damaged cord or plug, if it is not working properly, if it has been dropped or damaged, or dropped into water. Return the product to a service center for examination and repair. See www.mypurmist.com/support.
4. Keep the cord away from heated surfaces.
5. Never block the air openings of the product or place it on a soft surface, such as a bed or couch, where the air openings may be blocked. Keep the air openings free of lint, hair, and the like.
6. Never use while sleeping or drowsy.
7. Never drop or insert any object into any opening.
8. Do not use where aerosol (spray) products are being used or where oxygen is being administered.
9. Recharge only with the charger provided. A charger suitable for one type of battery may create a risk of fire when used with another battery.
10. Under abusive conditions, liquid may be ejected from the battery; avoid contact. If contact accidentally occurs, flush with water. If liquid contacts eyes, additionally seek medical help. Liquid ejected from the battery may cause irritation or burns.
11. Do not use a device that is damaged or modified. Damaged batteries may exhibit unpredictable behavior resulting in fire, explosion or risk of injury.
12. Do not expose the device to fire or excessive temperature above 265°F as it may cause explosion.
13. Follow all charging instructions. Do not charge the device outside of a room temperature range of 23° to 95°F. Charging improperly or at temperatures outside of the specified range may damage the battery and increase the risk of fire.

14. Have service performed by a qualified repair person using only identical replacement parts. This will ensure that the safety of the product is maintained.

15. Do not modify or attempt to repair the device.

This device complies with Part 15 of the FCC Rules.

Operation is subject to the following two conditions:

(1) This device may not cause harmful interference, and (2) This device must accept any interference received, including interference that may cause undesired operation.

Warning: Changes or modifications to this unit not expressly approved by the party responsible for compliance could void the user's authority to operate the equipment.

NOTE: This equipment has been tested and found to comply with the limits for a Class B digital device, pursuant to Part 15 of the FCC Rules. These limits are designed to provide reasonable protection against harmful interference in a residential installation. This equipment generates, uses and can radiate radio frequency energy and, if not installed and used in accordance with the instructions, may cause harmful interference to radio communications. However, there is no guarantee that interference will not occur in a particular installation. If this equipment does cause harmful interference to radio or television reception, which can be determined by turning the equipment off and on, the user is encouraged to try to correct the interference by one or more of the following measures:

- Reorient or relocate the receiving antenna.
- Increase the separation between the equipment and receiver.
- Connect the equipment into an outlet on a circuit different from that to which the receiver is connected.
- Consult the dealer or an experienced radio/TV technician for help.

DO NOT IMMERSE / NE PAS IMMERGER
WARNING – To reduce the risk of injury, user must read instruction manual.

mypurmist® | free

Cordless Ultrapure Steam Inhaler™

User manual



How to use mypurmist free

Charge the device

Use only the charger provided to charge the built-in rechargeable battery. Approximate full charging time is 2 hours and a full charge provides 30 minutes of use (2 sessions). Unplug device to use **mypurmist free**. The device does not operate while plugged in. Do not charge outside of a room temperature of 23°F to 95°F.

Add water

mypurmist free uses ultrapure sterile water in sealed convenient refills. Each refill is good for 2 sessions of 15 min. Only refill **mypurmist free** when it is out of water, indicated by a red light in the water level window. Twist off the top of the refill, insert spout into the water fill port with the label facing you. Squeeze repeatedly until empty.



Start the device

Press the ON button to start the steam. Hold the device up to your nose and mouth. Breathe normally. A typical session is 15 minutes. Enjoy ultrapure steam therapy!

Adjust temperature

Adjust the temperature using the top button. Toggle through one to four blue LEDs to set temperature. The HEPA filter, indicated by the white light, is always ON to provide ultrapure warm mist.

Stop the device

When stopping the device or when the device runs out of water or battery, it will go into automatic drying mode for 10 minutes, and then turn off. No maintenance needed.

Use in HEPA air purifier mode only

When you don't need steam, **mypurmist free** works as an advanced HEPA air purifier. Toggle top button to the white light only. Enjoy cool purified air anywhere, anytime.

Use the scentpad (optional)

Place scentpad at air intake. Press a filled reservoir. Enjoy soothing eucalyptus and peppermint aroma for non-medicated comfort and a peaceful night's rest.

Use the Bluetooth app

The **mypurmist** app is designed to help you optimize your results. It also simplifies getting supplies and discounts. Download the **mypurmist** app from Apple® App Store® or Google Play® Store. Follow the instructions to create a login and connect the device. While setting up you will automatically upgrade from a one-year to a two-year warranty. Keep the mobile device close by and with the app running when using **mypurmist free**.

Recommended use

mypurmist free is great for the whole family including children 13 years or older. We suggest you use **mypurmist** as often as needed. Typical use is 2 sessions per day.

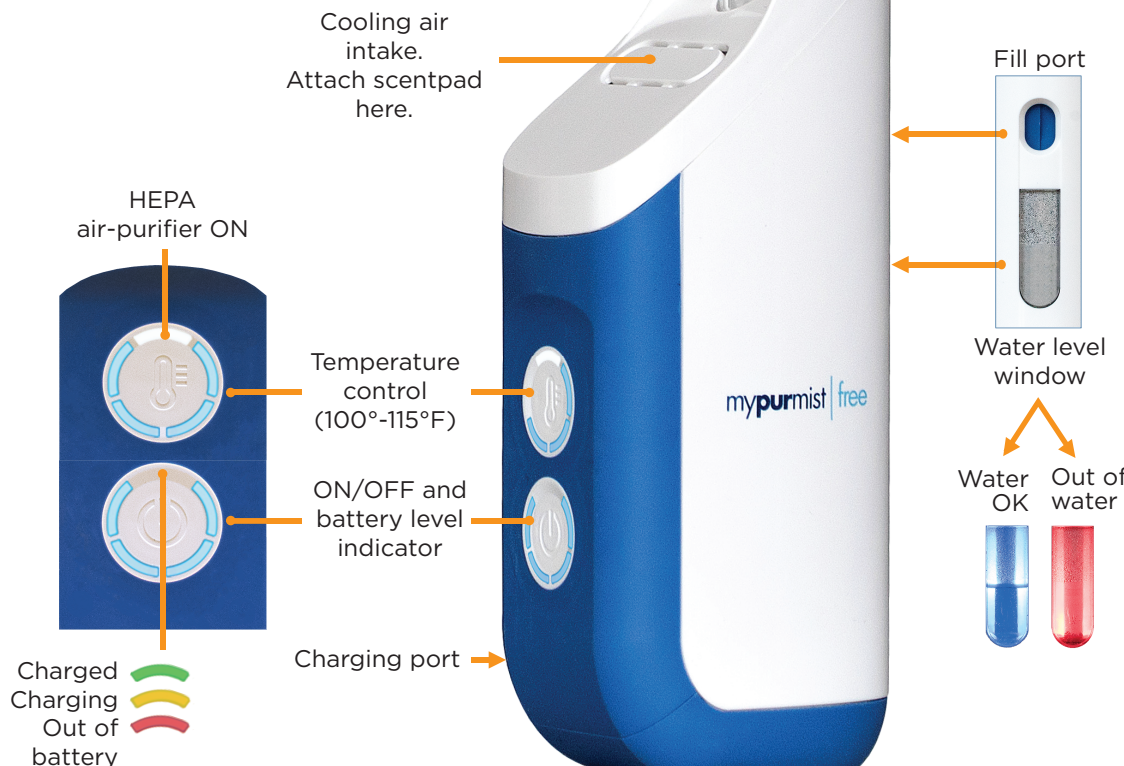
Indications for use

Steam is proven to help with the discomfort associated with allergies; sinusitis, sinus infections; nasal, sinus and chest congestion; colds; flu; laryngitis; coughs; dry throat; lessening mucus production; discomfort from sore throat, and sinus headaches.

Register to upgrade to two-year warranty!

Use the mypurmist app or visit www.mypurmist.com/register

"Breathing warm, moist air (natural steam) provides immediate relief by lessening mucus production, nasal congestion, coughing, sore throat discomfort and headache pain."
—Prevention Magazine 12/89



About mypurmist free

Thank you for purchasing **mypurmist free**, the world's most advanced steam inhaler! Only **mypurmist free** is cordless so that you are free to enjoy instant natural therapy anywhere, anytime.


mypurmist free comes with our unique **ULTRAPURE ADVANTAGE**: Combining ultrapure sterile water, our patented CFV instant steam device, and a medical-grade HEPA filter, provides pure therapeutic warm mist - effectively free from germs, allergens, and pollutants.

mypurmist free is managed by a powerful processor that includes Bluetooth. Together with the **mypurmist** mobile app it provides a modern approach to managing your and your family's upper respiratory conditions naturally, effectively and easily.

Instant, cordless and ultrapure natural therapy for your congestion. Only with **mypurmist free**.


MYPURMIST ULTRAPURE ADVANTAGE

Ultrapure sterile water for pure water vapor




Instant

Capillary Force Vaporizer for instant germ-free steam



+

Medical grade HEPA filtration removes allergens and pollutants



+

Instant | Ultrapure | Cordless | Natural

A proven natural decongestant

Steam is recommended for upper respiratory conditions by doctors and healthcare professionals.

Soothing vapor eases nasal congestion and sinus pressure by relieving inflammation. Being a natural mucolytic, steam helps to thin sticky mucus allowing easy clearance of the airways.

Supplies for mypurmist free

Enhance and share your experience with accessories like our handsfree strap, replacement masks and a spare charger.

Get more ultrapure sterile water and scentpads with 100% essential oils.

Supplies and accessories can be purchased on mypurmist.com and at our participating local and nationwide retailers.

Get mypurmist supplies at mypurmist.com

See mypurmist.com for participating retailers